



AKR & ASSOCIATES

Chartered Accountants

SCO 51, 2nd Floor, Block-B,
Chandigarh Citi Centre,
VIP Road, Zirakpur (Pb.)-140603
Mob. : 9316288660, 01762-516660
E-mail : narang.ca@gmail.com

Independent Auditor's Review Report on the Quarterly and Year to Date Unaudited Standalone Financial Results of the Company Pursuant to the Regulation 33 of the SEBI (Listing Obligations and Disclosure Requirements) Regulations, 2015, as amended

To

The Board of Directors

STEEL STRIPS INFRASTRUCTURES LIMITED

We have reviewed the accompanying statement of unaudited standalone financial results of **STEEL STRIPS INFRASTRUCTURES LIMITED (the "Company")** for the quarter ended September 30, 2019 and year to date from April 01, 2019 to September 30, 2019 (the "Statement") attached herewith, being submitted by the Company pursuant to the requirements of Regulation 33 of the SEBI (Listing Obligations and Disclosure Requirements) Regulations, 2015, as amended (the "Listing Regulations").


This Statement, which is the responsibility of the Company's Management and approved by the Company's Board of Directors, has been prepared in accordance with the recognition and measurement principles laid down in Indian Accounting Standard 34, (Ind AS 34) "Interim Financial Reporting" prescribed under Section 133 of the Companies Act, 2013 as amended, read with relevant rules issued there under and other accounting principles generally accepted in India. Our responsibility is to express a conclusion on the Statement based on our review.

We conducted our review of the Statement in accordance with the Standard on Review Engagements (SRE) 2410 "Review of Interim Financial Information Performed by the Independent Auditor of the Entity", issued by the Institute of Chartered Accountants of India. This standard requires that we plan and perform the review to obtain moderate assurance as to whether the financial statements are free of material misstatement. A review is limited primarily to inquiries of company personnel and analytical procedures applied to financial data and thus provides less assurance than an audit. We have not performed an audit and accordingly, we do not express an audit opinion.



Based on our review conducted as above, nothing has come to our attention that causes us to believe that the accompanying statement of unaudited financial results prepared in accordance with applicable accounting standards and other recognized accounting practices and policies has not disclosed the information required to be disclosed in terms of Regulation 33 of the SEBI (Listing Obligations and Disclosure Requirements) Regulations, 2015 including the manner in which it is to be disclosed, or that it contains any material misstatement.

**For AKR & Associates
Chartered Accountants
(Firm registration No. 021179N)**



**Kailash Kumar
Partner**

(Membership Number: 505972)

Place of signature: Chandigarh
Date: 14-11-2019
UDIN: 19505972AAAAHI6881



AKR & ASSOCIATES

Chartered Accountants

SCO 51, 2nd Floor, Block-B,
Chandigarh Citi Centre,
VIP Road, Zirakpur (Pb.)-140603
Mob. : 9316288660, 01762-516660
E-mail : narang.ca@gmail.com

Independent Auditor's Review Report On consolidated unaudited quarterly and year to date financial results of the Company Pursuant to the Regulation 33 of the SEBI (Listing Obligations and Disclosure Requirements) Regulations, 2015

TO

THE BOARD OF DIRECTORS OF

STEEL STRIPS INFRASTRUCTURES LIMITED

1. We have reviewed the accompanying Statement of Consolidated Unaudited Financial Results of **STEEL STRIPS INFRASTRUCTURES LIMITED** ("the Parent") and its share of the net profit/(loss) after tax and total comprehensive income / loss of its associate for the quarter ended September 30, 2019 and year to date from April 01, 2019 to September 30, 2019 ("the Statement"), being submitted by the Parent pursuant to the requirement of Regulation 33 of the SEBI (Listing Obligations and Disclosure Requirements) Regulations, 2015, as amended.

2. This Statement, which is the responsibility of the Parent's Management and approved by the Parent's Board of Directors, has been prepared in accordance with the recognition and measurement principles laid down in Indian Accounting Standard 34 "Interim Financial Reporting" ("Ind AS 34"), prescribed under Section 133 of the Companies Act, 2013, and other accounting principles generally accepted in India. Our responsibility is to express a conclusion on the Statement based on our review.

3. We conducted our review of the Statement in accordance with the Standard on Review Engagements (SRE) 2410 "Review of Interim Financial Information Performed by the Independent Auditor of the Entity", issued by the Institute of Chartered Accountants of India. A review of interim financial information consists of making inquiries, primarily of persons responsible for financial and accounting matters, and applying analytical and other review procedures. A review is substantially less in scope than an audit conducted in accordance with Standards on Auditing and consequently does not enable us to obtain assurance that we would become aware of all significant matters that might be identified in an audit. Accordingly, we do not express an audit opinion. We also performed procedures in accordance with the circular issued by the SEBI under Regulation 33 (8) of the SEBI (Listing Obligations and Disclosure Requirements) Regulations, 2015, as amended, to the extent applicable.

4. The Statement includes the results of the following entities:

- Malwa Chemtex Udyog Limited (Associate of the Parent Company)



5. The Consolidated Statement includes the Company's share of , total net (loss)/ profit after tax of Rs. (33.73) lakhs and Rs.(177.78) lakhs, for the quarter ended 30 September 2019 and for the period from 1 April 2019 to 30 September 2019, respectively, as considered in the consolidated results, in respect of the above-mentioned company, whose financial results have not been reviewed and are certified by the management

6. Based on our review conducted and procedures performed as stated in paragraph 3 above, subject to the effects of the matter specified in paragraph 5 above, nothing has come to our attention that causes us to believe that the accompanying Statement, prepared in accordance with the recognition and measurement principles laid down in the aforesaid Indian Accounting Standard and other accounting principles generally accepted in India, has not disclosed the information required to be disclosed in terms of Regulation 33 of the SEBI (Listing Obligations and Disclosure Requirements) Regulations, 2015, as amended, including the manner in which it is to be disclosed, or that it contains any material misstatement.

6. Our conclusion is not modified in respect of this matter.

**For AKR & Associates
Chartered Accountants
(Firm registration No. 021179N)**


Kailash Kumar
Partner

(Membership Number: 505972)

Place of signature: Chandigarh

Date: 14-08-2019

UDIN: 19505972AAAAHI6881

STEEL STRIPS INFRASTRUCTURES LIMITED

(CIN:L27109PB1973PLC003232)

Regd Office: VillageSomalheri/Lehli, P.O. Dappar, Tehsil-Derabassi, Distt. SAS Nagar, Mohali (Pb)

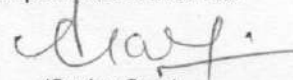
Statement of Standalone Unaudited Financial Results for the Quarter ended 30th September,2019 (INR in Lakhs)

PARTICULARS	THREE MONTHS ENDED			SIX MONTHS ENDED		Financial year ended
	30.09.2019 (UNAUDITED)	30.06.2019 (UNAUDITED)	30.09.2018 (UNAUDITED)	30.09.2019 (UNAUDITED)	30.09.2018 (UNAUDITED)	31.03.2019 (AUDITED)
1 Income						
(a) Revenue from operations	89.92	50.14	48.99	140.06	100.43	194.35
(b) Other Income (net)	8.01	0.00	2.27	8.01	2.38	5.26
Total Income	97.93	50.14	51.26	148.07	102.81	199.61
2 Expenses						
(a) Cost of Material Consumed	0.00	0.00	0.00	0.00	0.00	0.00
(b) Changes in inventories of work-in-progress and stock-in-trade	0.00	0.00	0.00	0.00	0.00	0.00
(c) Employee benefits expense	31.42	25.15	25.01	56.57	47.51	102.47
(d) Finance Costs	16.12	16.39	21.70	32.51	43.61	84.99
(e) Depreciation and amortisation expense	1.32	1.32	1.75	2.64	3.67	5.28
(f) Other Expenses	59.67	72.76	60.98	132.43	124.38	226.84
Total Expenses :	108.53	115.62	109.44	224.15	219.17	419.58
3 Profit /(Loss) before exceptional items and tax	(10.60)	(65.48)	(58.18)	(76.08)	(116.36)	(219.97)
4 Profit /(Loss) before tax	(10.60)	(65.48)	(58.18)	(76.08)	(116.36)	(219.97)
5 Exceptional Items	0.00	0.00	0.00	0.00	0.00	0.00
6 Tax Expense						
a) Current Tax	0.00	0.00	0.00	0.00	0.00	0.00
b) Deferred Tax	0.00	0.00	0.00	0.00	0.00	(0.22)
Total Tax Expense	0.00	0.00	0.00	0.00	0.00	(0.22)
7 Net Profit/(Loss) for the period from	(10.60)	(65.48)	(58.18)	(76.08)	(116.36)	(219.75)
8 Net Profit/(Loss) for the period from	0.00	0.00	0.00	0.00	0.00	0.00
9 Net Profit/(Loss) for the period from discontinued operations(after tax)	0.00	0.00	0.00	0.00	0.00	0.00
10 Profit/(Loss) for the period	(10.60)	(65.48)	(58.18)	(76.08)	(116.36)	(219.75)
11 Other Comprehensive Income,net of Income Tax						
a) (i) Items that will not be reclassified to profit or	17.67	128.67	(114.20)	146.34	(84.36)	(213.24)
(ii) Income Tax relating to Items that will not be reclassified to profit or loss	(4.60)	(33.45)	29.41	(38.05)	21.72	55.44
Other Comprehensive Income,net of Income Tax	13.07	95.22	(84.79)	108.29	(62.64)	(157.80)
Total comprehensive Income for the period	2.47	29.74	(142.97)	32.21	(179.00)	(377.55)
12 paid-up equity capital : (Face value Rs.10/- each)	864.30	864.30	864.30	864.30	864.30	864.30
13 Other Equity (Excluding Revaluation Reserves)						(177.08)
14 Earning per share (of Rs.10/- each (not annualised))						
Basic and Diluted Earning per share	(0.12)	(0.76)	(0.67)	(0.88)	(1.35)	(2.54)

- The statement has been reviewed by the Audit Committee and approved by the Board of Directors at it's meeting held on 14th November 2019.
- This financial results have been prepared in accordance with the Indian Accounting Standards (Ind AS) prescribed under Section 133 of the Companies Act, 2013 read with the rules thereunder.
- The statutory auditors have carried out a limited review of the accounts for the quarter ended 30.09.2019

Place: Chandigarh
Date : 14.11.2019

By order of the Board of Directors
For Steel Strips Infrastructures Ltd.


(Sanjay Garg)
Executive Director



STEEL STRIPS INFRASTRUCTURES LIMITED

Statement of Assets and Liabilities (Standalone & Consolidated)

	STANDALONE		CONSOLIDATED	
	30.09.2019	31.03.2019	30.09.2019	31.03.2019
ASSETS				
A. Non-Current Assets				
(a) Property, plant and equipment	2,011,108	2,274,908	2,011,108	2,274,908
(b) Capital work-in-progress	-	-	-	-
(c) Financial assets				
(i) Investments	59,116,525	44,538,525	371,824,872	375,024,968
(ii) Trade receivables	-	-	-	-
(d) Deferred tax assets (Net)	(1,226,798)	2,577,936	(1,226,799)	2,577,936
(e) Other non-current assets	1,329,842	1,329,842	1,329,842	1,329,842
Total Non-Current Assets (A)	61,230,677	50,721,211	373,939,023	381,207,654
B. Current Assets				
(a) Inventories	82,413,776	82,413,776	82,413,776	82,413,776
(b) Financial assets				
(i) Trade receivables	1,130,119	1,986,416	1,130,119	1,986,416
(ii) Cash and cash equivalents	941,329	7,607,370	941,329	7,607,370
(c) Other current assets	6,100,054	8,384,355	6,100,054	8,384,355
Total Current Assets (B)	90,585,278	100,391,917	90,585,278	100,391,917
Total Assets (A+B)	151,815,955	151,113,128	464,524,301	481,599,571
EQUITY AND LIABILITIES				
A. Equity				
(a) Equity share capital	86,430,000	86,430,000	86,430,000	86,430,000
(b) Other equity	(14,486,961)	(17,707,885)	298,221,386	312,778,558
Total Equity (A)	71,943,039	68,722,115	384,651,386	399,208,558
B. Liabilities				
I Non-Current Liabilities				
(a) Financial Liabilities				
(i) Borrowings	53,313,550	46,079,493	53,313,550	46,079,493
(ii) Other financial liabilities	1,396,945	6,879,045	1,396,945	6,879,045
(b) Provisions	4,039,678	3,961,541	4,039,678	3,961,541
Total Non-Current Liabilities (I)	58,750,173	56,920,079	58,750,173	56,920,079
II Current Liabilities				
(a) Financial liabilities				
(i) Borrowings	-	14,280,000	-	14,280,000
(ii) Trade payables	1,373,129	1,767,223	1,373,129	1,767,223
(ii) Other financial liabilities	496,004	496,004	496,004	496,004
(b) Other current liabilities	19,253,609	8,927,707	19,253,609	8,927,707
Total Current Liabilities (II)	21,122,742	25,470,934	21,122,742	25,470,934
Total Liabilities (I+II)	79,872,915	82,391,013	79,872,915	82,391,013
Total Equity And Liabilities (A+B)	151,815,955	151,113,128	464,524,301	481,599,571

Place : Chandigarh

Date : 14.11.2019



[Signature]

Sanjay Garg
Director

Steel Strips Infrastructures Ltd

CASH FLOW STATEMENT AS AT 30.09.2019

A. CASH FLOW FROM OPERATING ACTIVITIES	<u>30.09.2019</u>	<u>31.03.2019</u>
NET PROFIT BEFORE TAX AND EXTRAORDINARY ITEMS:	(7607935)	(21996838)
ADJUSTMENT FOR:-		
LESS - PRIOR PERIOD ADJUSTMENT	0	0
-DEPRICIATION	263800	527598
-INTEREST AND OTHER FINANCIAL CHARGES	3251326	8498667
OPERATING PROFIT BEFORE WORKING CAPITAL CHANGES	<u>(4092809)</u>	<u>(12970573)</u>
ADJUSTMENT FOR :-		
-TRADE AND OTHER RECEIVABLES	3140598	6546632
-INVENTORIES	0	0
-TRADE PAYABLES / Current liabilities	(4348192)	4866457
CASH GENERATED FROM OPERATIONS	<u>(1207594)</u> <u>(5300403)</u>	<u>11413089</u> <u>(1557484)</u>
-INTEREST AND OTHER FINANCIAL CHARGES PAID	3251326	8498667
-PROVISION FOR TAXATION	0	0
CASH FLOW BEFORE EXTRAORDINARY ITEMS	<u>(8551729)</u>	<u>(10056151)</u>
-EXTRAORDINARY ITEMS	0	0
NET CASH FROM OPERATING ACTIVITIES	<u>(8551729)</u>	<u>(10056151)</u>
B. CASH FLOW FROM INVESTING ACTIVITIES		
-PURCHASE OF FIXED ASSETS	0	0
-SALE OF FIXED ASSESTS	0	0
-ADJUSTMENT OF DEFINED BENEFIT PLANS	(55594)	0
NET CASH USED IN INVESTING ACTIVITIES	<u>(55594)</u>	<u>(1024358)</u>
INCREASE / (-) DECREASE IN THE VALUE OF INVESTMENT	(8496135)	(9031793)
C. CASH FLOW FROM FINANCING ACTIVITIES		
-PROCEEDS FROM SHORT TERM BORROWING	1830094	0
-REPAYMENT OF LONG TERM LIABILITIES	0	(17062422)
NET CASH USED IN FINANCING ACTIVITIES	<u>1830094</u>	<u>(17062422)</u> <u>(26094215)</u>
NET INCREASE IN CASH AND CASH EQUIVALENTS : (A+B+C)	(6666041)	(26094215)
CASH AND CASH EQUIVALENTS AS AT THE BEGINNING OF THE YEAR (OPENING BALANCE)	7607370	33701585
CASH AND CASH EQUIVALENTS AS AT THE CLOSING OF THE YEAR (CLOSING BALANCE)	<u><u>941329</u></u>	<u><u>7607370</u></u>

duf.



STEEL STRIPS INFRASTRUCTURES LIMITED

(CIN:L27109PB1973PLC003232)

Regd Office: VillageSomalheri/Lehli, P.O. Dappar, Tehsil-Derabassi, Distt. SAS Nagar, Mohali (Pb)


Statement of Consolidated Unaudited Financial Results for the Quarter ended 30th September,2019 (INR in Lakhs)

PARTICULARS	THREE MONTHS ENDED			SIX MONTHS ENDED		Financial
	30.09.2019 (UNAUDITED)	30.06.2019 (UNAUDITED)	30.09.2018 (UNAUDITED)	30.09.2019 (UNAUDITED)	30.09.2018 (UNAUDITED)	year ended 31.03.2019 (AUDITED)
1 Income						
(a) Revenue from operations	89.92	50.14	48.99	140.06	100.43	194.35
(b) Other Income (net)	8.01	0.00	2.27	8.01	2.38	5.26
Total Income	97.93	50.14	51.26	148.07	102.81	199.61
2 Expenses						
(a) Cost of Material Consumed	0.00	0.00	0.00	0.00	0.00	0.00
(b) Changes in inventories of work-in-progress and stock-in-trade	0.00	0.00	0.00	0.00	0.00	0.00
(c) Employee benefits expense	31.42	25.15	25.01	56.57	47.51	102.47
(d) Finance Costs	16.12	16.39	21.70	32.51	43.61	84.99
(e) Depreciation and amortisation expense	1.32	1.32	1.75	2.64	3.67	5.28
(f) Other Expenses	59.67	72.76	60.98	132.43	124.38	226.84
Total Expenses :	108.53	115.62	109.44	224.15	219.17	419.58
3 Profit/(Loss) before exceptional items and tax	(10.60)	(65.48)	(58.18)	(76.08)	(116.36)	(219.97)
4 Share Profit/(Loss) from Associates	(33.73)	(144.05)	(766.31)	(177.78)	(178.90)	(803.83)
5 Profit/(Loss) before tax	(44.33)	(209.53)	(824.49)	(253.86)	(295.26)	(1023.80)
6 Exceptional Items	0.00	0.00	0.00	0.00	0.00	0.00
7 Tax Expense						
a) Current Tax	0.00	0.00	0.00	0.00	0.00	0.00
b) Deferred Tax	0.00	0.00	0.00	0.00	0.00	(0.22)
Total Tax Expense	0.00	0.00	0.00	0.00	0.00	(0.22)
8 Net Profit/(Loss) for the period from	(44.33)	(209.53)	(824.49)	(253.86)	(295.26)	(1023.58)
9 Net Profit/(Loss) for the period from discontinued operations	0.00	0.00	0.00	0.00	0.00	0.00
10 Net Profit/(Loss) for the period from discontinued operations(after tax)	0.00	0.00	0.00	0.00	0.00	0.00
11 Profit/(Loss) for the period	(44.33)	(209.53)	(824.49)	(253.86)	(295.26)	(1023.58)
12 Other Comprehensive Income,net of Income Tax						
a) (i) Items that will not be reclassified to profit or	17.67	128.67	(114.20)	146.34	(84.36)	(213.24)
(ii) Income Tax relating to Items that will not be reclassified to profit or loss	(4.60)	(33.45)	29.41	(38.05)	21.72	55.44
Other Comprehensive Income,net of Income Tax	13.07	95.22	(84.79)	108.29	(62.64)	(157.80)
Total comprehensive Income for the period	(31.26)	(114.31)	(909.28)	(145.57)	(357.90)	(1181.38)
13 paid-up equity capital : (Face value Rs.10/- each)	864.30	864.30	864.30	864.30	864.30	864.30
14 Other Equity (Excluding Revaluation Reserves)						(177.08)
15 Earning per share (of Rs.10/- each (not annualised))						
Basic and Diluted Earning per share	(0.51)	(2.42)	(9.54)	(2.94)	(3.42)	(11.84)

- The statement has been reviewed by the Audit Committee and approved by the Board of Directors at it's meeting held on 14th November 2019.
- This financial results have been prepared in accordance with the Indian Accounting Standards (Ind AS) prescribed under Section 133 of the Companies Act, 2013 read with the rules thereunder.
- The statutory auditors have carried out a limited review of the accounts for the quarter ended 30.09.2019

Place: Chandigarh
Date : 14.11.2019

By order of the Board of Directors
For Steel Strips Infrastructures Ltd.


(Sanjay Garg)
Executive Director



Steel Strips Infrastructures Ltd

CASH FLOW STATEMENT AS AT 30.09.2019

	<u>30.09.2019</u>	<u>31.03.2019</u>
A. CASH FLOW FROM OPERATING ACTIVITIES		
NET PROFIT BEFORE TAX AND EXTRAORDINARY ITEMS:	(7607935)	(21996838)
ADJUSTMENT FOR:-		
LESS - PRIOR PERIOD ADJUSTMENT	0	0
-DEPRICIATION	263800	527598
-INTEREST AND OTHER FINANCIAL CHARGES	3251326	8498667
OPERATING PROFIT BEFORE WORKING CAPITAL CHANGES	<u>(4092809)</u>	<u>(12970573)</u>
ADJUSTMENT FOR :-		
-TRADE AND OTHER RECEIVABLES	3140598	6546632
-INVENTORIES	0	0
-TRADE PAYABLES / Current liabilities	(4348192)	4866457
CASH GENERATED FROM OPERATIONS	<u>(1207594)</u> <u>(5300403)</u>	<u>11413089</u> <u>(1557484)</u>
-INTEREST AND OTHER FINANCIAL CHARGES PAID	3251326	8498667
-PROVISION FOR TAXATION	0	0
CASH FLOW BEFORE EXTRAORDINARY ITEMS	<u>(8551729)</u>	<u>(10056151)</u>
-EXTRAORDINARY ITEMS	0	0
NET CASH FROM OPERATING ACTIVITIES	<u>(8551729)</u>	<u>(10056151)</u>
B. CASH FLOW FROM INVESTING ACTIVITIES		
-PURCHASE OF FIXED ASSETS	0	0
-SALE OF FIXED ASSESTS	0	0
-ADJUSTMENT OF DEFINED BENEFIT PLANS	(55594)	0
	<u>(55594)</u>	<u>(1024358)</u>
NET CASH USED IN INVESTING ACTIVITIES	<u>(55594)</u>	<u>(1024358)</u>
INCREASE / (-) DECREASE IN THE VALUE OF INVESTMENT	(8496135)	(9031793)
C. CASH FLOW FROM FINANCING ACTIVITIES		
-PROCEEDS FROM SHORT TERM BORROWING	1830094	0
-REPAYMENT OF LONG TERM LIABILITIES	0	(17062422)
NET CASH USED IN FINANCING ACTIVITIES	<u>1830094</u>	<u>(17062422)</u> <u>(26094215)</u>
NET INCREASE IN CASH AND CASH EQUIVALENTS : (A+B+C)	(6666041)	(26094215)
CASH AND CASH EQUIVALENTS AS AT THE BEGINNING OF THE YEAR (OPENING BALANCE)	7607370	33701585
CASH AND CASH EQUIVALENTS AS AT THE CLOSING OF THE YEAR (CLOSING BALANCE)	<u><u>941329</u></u>	<u><u>7607370</u></u>



Handwritten signature

STEEL STRIPS INFRASTRUCTURES LIMITED

Statement of Assets and Liabilities (Standalone & Consolidated)

	STANDALONE		CONSOLIDATED	
	30.09.2019	31.03.2019	30.09.2019	31.03.2019
ASSETS				
A. Non-Current Assets				
(a) Property, plant and equipment	2,011,108	2,274,908	2,011,108	2,274,908
(b) Capital work-in-progress	-	-	-	-
(c) Financial assets				
(i) Investments	59,116,525	44,538,525	371,824,872	375,024,968
(ii) Trade receivables	-	-	-	-
(d) Deferred tax assets (Net)	(1,226,798)	2,577,936	(1,226,799)	2,577,936
(e) Other non-current assets	1,329,842	1,329,842	1,329,842	1,329,842
Total Non-Current Assets (A)	61,230,677	50,721,211	373,939,023	381,207,654
B. Current Assets				
(a) Inventories	82,413,776	82,413,776	82,413,776	82,413,776
(b) Financial assets				
(i) Trade receivables	1,130,119	1,986,416	1,130,119	1,986,416
(ii) Cash and cash equivalents	941,329	7,607,370	941,329	7,607,370
(c) Other current assets	6,100,054	8,384,355	6,100,054	8,384,355
Total Current Assets (B)	90,585,278	100,391,917	90,585,278	100,391,917
Total Assets (A+B)	151,815,955	151,113,128	464,524,301	481,599,571
EQUITY AND LIABILITIES				
A. Equity				
(a) Equity share capital	86,430,000	86,430,000	86,430,000	86,430,000
(b) Other equity	(14,486,961)	(17,707,885)	298,221,386	312,778,558
Total Equity (A)	71,943,039	68,722,115	384,651,386	399,208,558
B. Liabilities				
I Non-Current Liabilities				
(a) Financial Liabilities				
(i) Borrowings	53,313,550	46,079,493	53,313,550	46,079,493
(ii) Other financial liabilities	1,396,945	6,879,045	1,396,945	6,879,045
(b) Provisions	4,039,678	3,961,541	4,039,678	3,961,541
Total Non-Current Liabilities (I)	58,750,173	56,920,079	58,750,173	56,920,079
II Current Liabilities				
(a) Financial liabilities				
(i) Borrowings	-	14,280,000	-	14,280,000
(ii) Trade payables	1,373,129	1,767,223	1,373,129	1,767,223
(ii) Other financial liabilities	496,004	496,004	496,004	496,004
(b) Other current liabilities	19,253,609	8,927,707	19,253,609	8,927,707
Total Current Liabilities (II)	21,122,742	25,470,934	21,122,742	25,470,934
Total Liabilities (I+II)	79,872,915	82,391,013	79,872,915	82,391,013
Total Equity And Liabilities (A+B)	151,815,955	151,113,128	464,524,301	481,599,571

Place : Chandigarh
Date : 14.11.2019



Sanjay Garg
Director